

**MA**



# THE MADISON SERIES

OF CONCRETE POLES



**UTILITY STRUCTURES INC.**



# THE MADISON SERIES

## PHYSICAL DETAILS

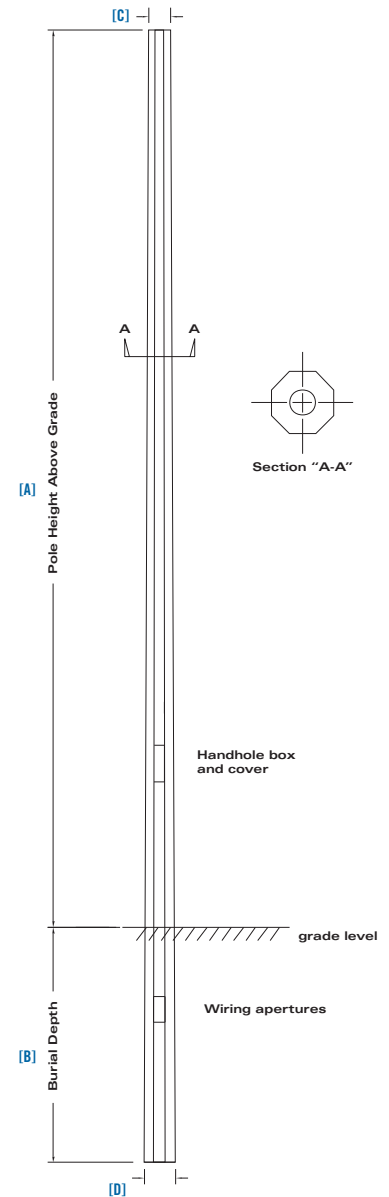
- Octagonal tapered symmetrical cross section.
- Standard taper of 15mm/metre (0.18"/foot).
- Standard mold, etched, exposed or polished finishes are available in a variety of colours.
- Available in heights from 10 feet to 50 feet above grade.
- Will accept a variety of luminaire mounting styles.

## MADISON SPECIFYING CHART

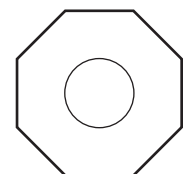
CLASS OF POLE	SPECIFYING POLE CODE (Style-Height-Class)	[A] POLE HEIGHT ABOVE GRADE [ft.]	[B] DIRECT BURIAL LENGTH [ft.]	[C] POLE TIP DIMENSION [in.]	[D] POLE BUTT DIAMETER [in.]	ULTIMATE GROUND LINE MOMENT [ft.lbs.]	NOMINAL POLE WEIGHT [lbs.]
<b>AL</b>	MA-150-AL	11	4	4 3/4	7 7/16	5400	475
	MA-175-AL	13 1/2	4	4 3/4	7 7/8	6900	600
	MA-200-AL	15	5	4 3/4	8 3/8	7800	735
	MA-225-AL	17 1/2	5	4 3/4	8 13/16	9300	860
	MA-250-AL	20	5	4 3/4	9 1/4	10800	990
<b>A</b>	MA-150-A	11	4	4 3/4	7 7/16	5400	490
	MA-175-A	13 1/2	4	4 3/4	7 7/8	6900	615
	MA-200-A	15	5	4 3/4	8 3/8	7800	750
	MA-225-A	17 1/2	5	4 3/4	8 13/16	9300	875
	MA-250-A	20	5	4 3/4	9 1/4	10800	1005
	MA-275-A	22 1/2	5	4 3/4	9 7/8	12300	1165
	MA-300-A	25	5	4 3/4	10 1/8	13800	1325
	MA-325-A	27 1/2	5	4 3/4	10 5/8	15300	1495
	MA-350-A	30	5	4 3/4	11 1/16	16800	1680
<b>B</b>	MA-250-B	20	5	5	9 1/2	16200	1040
	MA-275-B	22 1/2	5	5	10	18450	1210
	MA-300-B	25	5	5	10 3/8	20700	1375
	MA-325-B	27 1/2	5	5	10 7/8	22950	1554
	MA-350-B	30	5	5	11 3/8	25200	1740
	MA-375-B	32 1/2	5	5	11 3/4	27450	1950
	MA-400-B	34	6	5	12 1/4	28800	2165
	MA-425-B	36 1/2	6	5	12 5/8	31050	2370
	MA-450-B	39	6	5	13 1/8	33300	2577
<b>C</b>	MA-300-C	25	5	6	11 3/8	27600	1730
	MA-325-C	27 1/2	5	6	11 7/8	30600	1970
	MA-350-C	30	5	6	12 5/16	33600	2205
	MA-375-C	32 1/2	5	6	12 3/4	36600	2440
	MA-400-C	34	6	6	13 3/16	38400	2675
<b>D</b>	MA-400-D	34	6	6	13 3/16	48000	2675
	MA-425-D	36 1/2	6	6	13 5/8	51750	2915
	MA-450-D	39	6	6	14 1/8	55500	3150
	MA-475-D	40 1/2	7	6	14 1/2	57750	3385
	MA-500-D	43	7	6	15	61500	3620

NOTES: This chart outlines typical heights and class of poles for this style. Other sizes are available upon request. The Madison series is available from 10 to 60 feet overall, in 6" increments. It's also available from class "AL" to class "E". Pole height above grade based on recommended burial depth for normal soils. Ultimate ground line moment is calculated as follows: Height above grade minus 2 ft. times transverse bending strength. Tip and butt dimensions are measured from flat to flat.

## TYPICAL POLE DETAIL



## CROSS SECTION



OCTAGONAL



61 BONGARD AVENUE, OTTAWA, ONTARIO CANADA K2E 6V2  
 TEL: [613] 225-6398 • FAX: [613] 225-1681 • TOLL FREE: 1-800-267-6466  
 www.utilitystructures.com

# THE MADISON SERIES

## Select SURFACE FINISH


The Madison Series is available with 4 types of surface finishes.

CODE	DESCRIPTION
1	Mold finish
2	Polished finish
3	Etched finish
4	Exposed finish

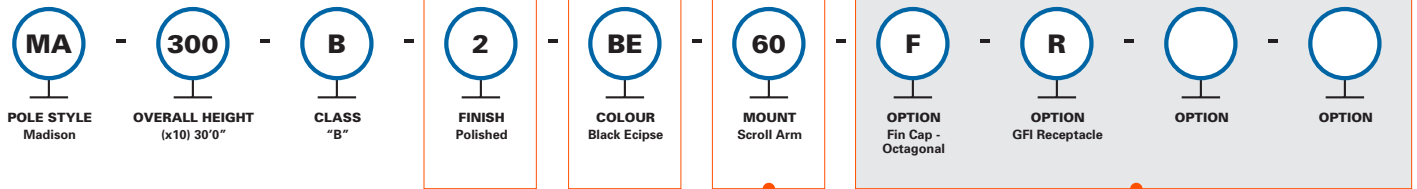
## Select COLOUR

The Madison Series is available in all 12 colours. Please visit our Colours & Finishes section for complete information. Custom colours are available upon request.

CODE	DESCRIPTION	CODE	DESCRIPTION	CODE	DESCRIPTION
AR	Autumn Red	DR	Desert Rose	OJ	Oriental Jade
AJ	Aztec Jade	DS	Desert Sand	SP	Salt & Pepper
BE	Black Eclipse	ML	Midnight Lace	SB	Seluki Bronze
DB	Dark Bronze	NG	Natural Grey	VW	Venetian White



## EXAMPLE OF TYPICAL CATALOG NUMBER



## Select FIXTURE MOUNT

The Madison Series is available with 7 fixture mount options.

CODE	DESCRIPTION
10	Side Mounted/Through Bolts
20	Side Mounted/Inserts
30	Steel Tenon/Post Top
55	Top Mount Octagonal
60	Scroll Arm
80	Camera Mount
90	Custom Mount

## Select OPTIONS & ACCESSORIES

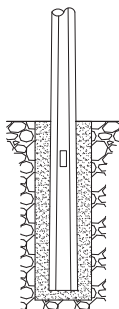
The Madison Series has 18 standard options and accessories to choose from. Please visit our Options & Accessories section for complete information. Custom accessories are available upon request.

CODE	DESCRIPTION	CODE	DESCRIPTION
A	Aluminum Banner Arm	F	Fin Cap - Octagonal
A1	Aluminum Banner Arm with Scroll	H	Flag Holder
A2	Aluminum Banner Arm with Flower Pot Holder	L	Ladder Rest
A3	Aluminum Banner Arm with Scroll and Flower Pot Holder	L1	Ladder Rest with Scroll
A4	Aluminum Breakaway Banner Arm	P	Interior Corrosion Protection
B	Base Plate - Flush with Bolts Exposed	R	GFI Receptacle
C	Custom Accessory	S	Base Shroud - Square
D	Double Handhole Box	S1	Base Shroud - Round
D2	Double Handhole Box with Inline Breaker	X	Exterior Silane Sealer

## FOOTING DETAILS

### DIRECT BURIAL

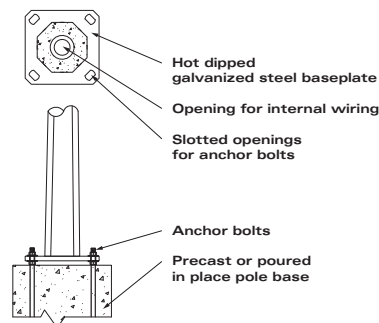
Standard and Cost Effective



1. Auger the appropriate size hole.
2. Set pole in hole and plumb straight.
3. Backfill with specified material, tamping every 6".

Note: Generally the native material can be used for backfill. Depending on site conditions, alternative materials may be required.

### OPTION B Base Plate - Flush with Bolts Exposed



61 BONGARD AVENUE, OTTAWA, ONTARIO CANADA K2E 6V2  
 TEL: [613] 225-6398 • FAX: [613] 225-1681 • TOLL FREE: 1-800-267-6466  
[www.utilitystructures.com](http://www.utilitystructures.com)





# THE MADISON SERIES

## OF CONCRETE POLES



**UTILITY STRUCTURES INC.**

61 BONGARD AVENUE, OTTAWA, ONTARIO CANADA K2E 6V2  
TEL: [613] 225-6398 • FAX: [613] 225-1681 • TOLL FREE: 1-800-267-6466  
[www.utilitystructures.com](http://www.utilitystructures.com)