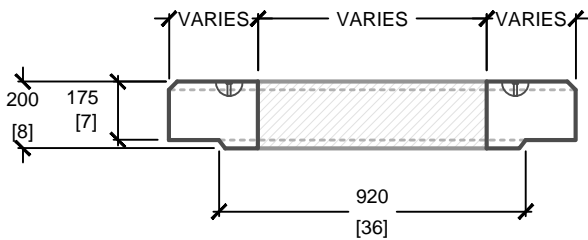
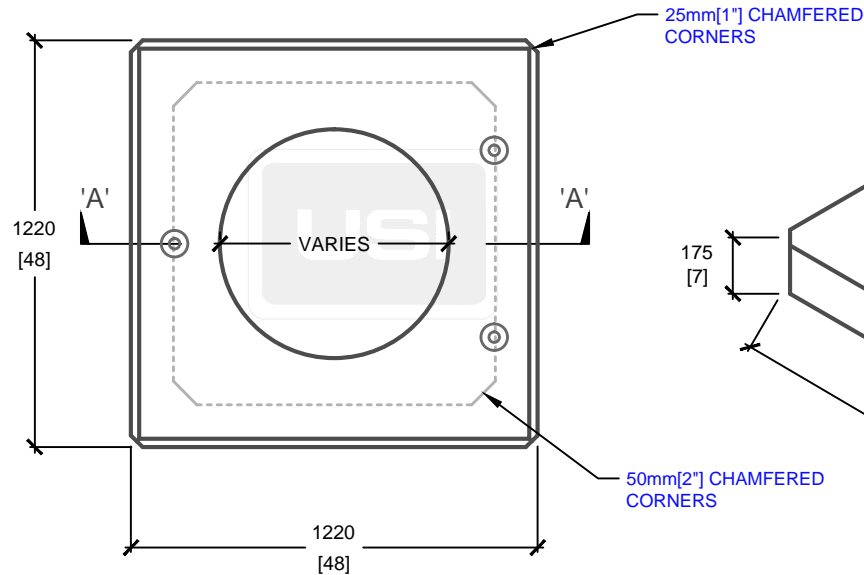


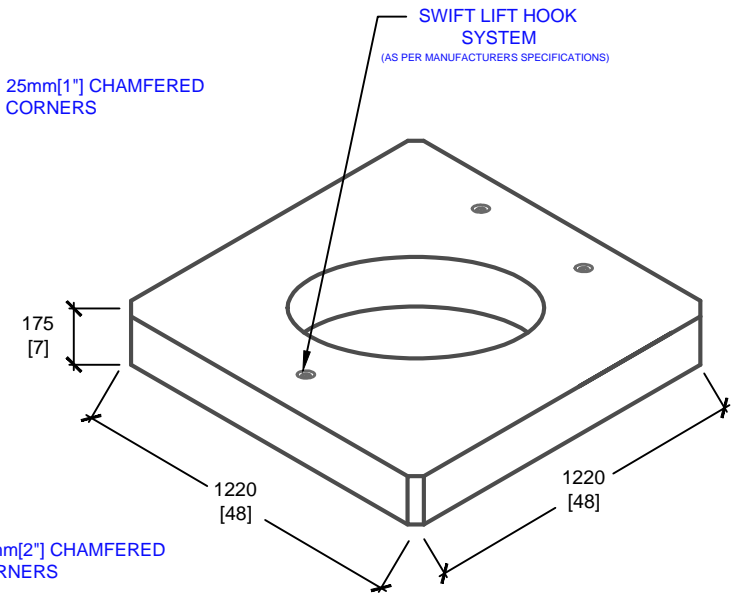
PAD OPENING DETAILS	
PAD TYPE	PAD OPENING SIZE
E644T(27)	686mm[27"]
E644T(30)	762mm[30"]



CROSS SECTION 'A'



PLAN VIEW



ISOMETRIC VIEW

mm
[Inches]
ALL DIMENSIONS DEFAULT TO MILLIMETRES



UTILITY STRUCTURES INC.

61 BONGARD AVE | OTTAWA, ON | K2E 6V2
T: 613.225.6398 F: 613.225.1681 TF: 800.267.6466

www.utilitystructures.com

CONSTRUCTION DETAILS:

- DESIGNED TO CL-625-ONT TRUCK LIVE LOADING AS PER **CSA S6-06**
- USE WITH E-644B, E-644MH & E-644B-M BASE

• **CSA 23.4**

- 35 MPa (5000psi) AT 28 DAYS
- STRIPPING STRENGTH: MIN. 20 MPa(2900psi)
- 5-8% AIR ENTRAINED
- EXPOSURE CLASS: C-1
- REINFORCING: STEEL TO CSA CAN A23.1

PRODUCT DETAILS:

- CUSTOM OPTIONS AVAILABLE:
- CUSTOM ACCESS OPENING, PAD HEIGHT

PRODUCT CODE:

E-644T

4' x 4' ELECTRICAL MANHOLE PAD

OUTSIDE DIMENSIONS:

0.175m(H) X 1220mm x 1220mm

TOTAL WEIGHT:

470 kg / 1,035 lbs

REVISION DATE:

NOVEMBER 14, 2019

REV. # 3