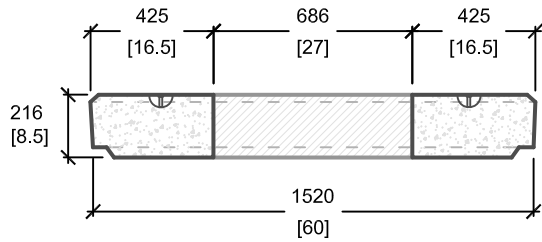
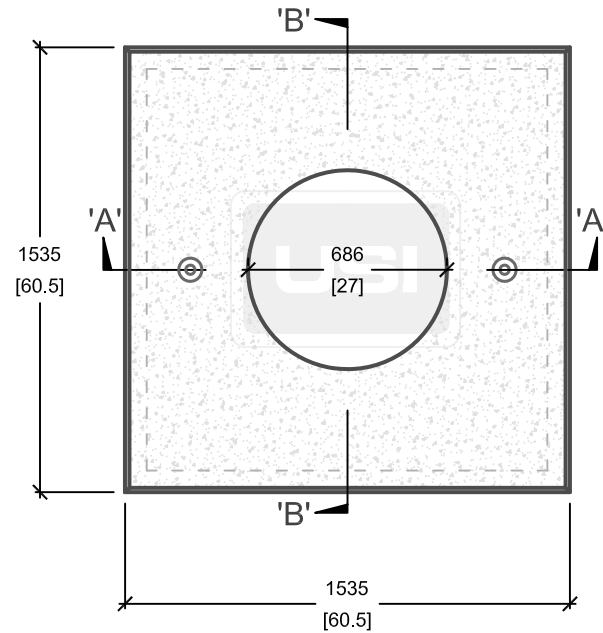


CROSS SECTION 'B'

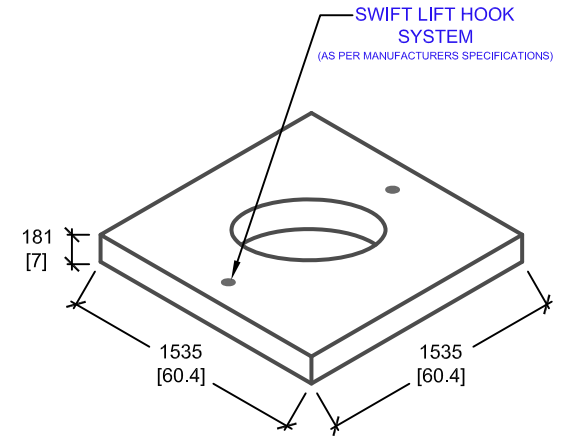
WALL HAS A SLOPE OF
M=17.33mm [0.7]



CROSS SECTION 'A'



PLAN VIEW



ISOMETRIC VIEW

mm
[Inches]
ALL DIMENSIONS DEFAULT TO MILLIMETRES



UTILITY STRUCTURES INC.

61 BONGARD AVE | OTTAWA, ON | K2E 6V2
T: 613.225.6398 F: 613.225.1681 TF: 800.267.6466

www.utilitystructures.com

CONSTRUCTION DETAILS:

- DESIGNED TO CL-625-ONT TRUCK LIVE LOADING AS PER [CSA S6-06](#)
- USE WITH BASE E-60

• **CSA 23.4**

- 35 MPa (5000psi) AT 28 DAYS
- STRIPPING STRENGTH: MIN. 20 MPa(2900psi)
- 5-8% AIR ENTRAINED
- EXPOSURE CLASS: C-1
- REINFORCING: STEEL TO CSA CAN A23.1

PRODUCT DETAILS:

E-61 PAD

- PAD OPENING: 686mm[27"]

CUSTOM OPTIONS AVAILABLE:

- CUSTOM ACCESS OPENING

PRODUCT CODE:

E-61

ELECTRICAL MANHOLE PAD

OUTSIDE DIMENSIONS:

0.18m(H) x 1535mm x 1535mm [O.D.]

TOTAL WEIGHT:

1,095 kg / 2,400 lbs

REVISION DATE:

JANUARY 24, 2018

REV. # 6