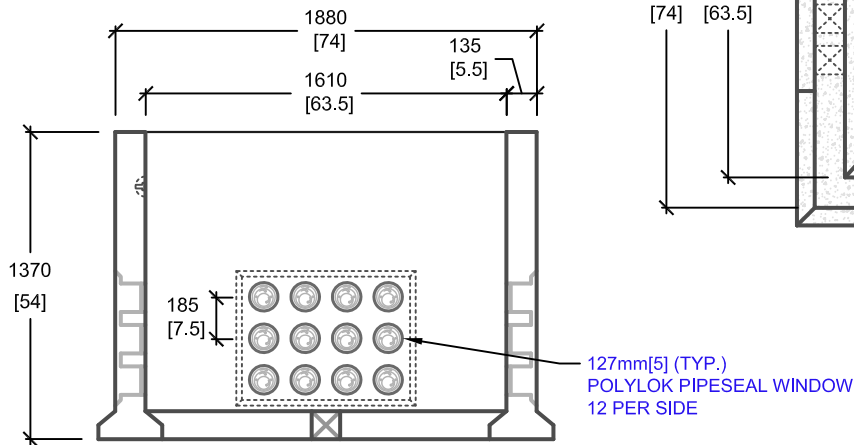
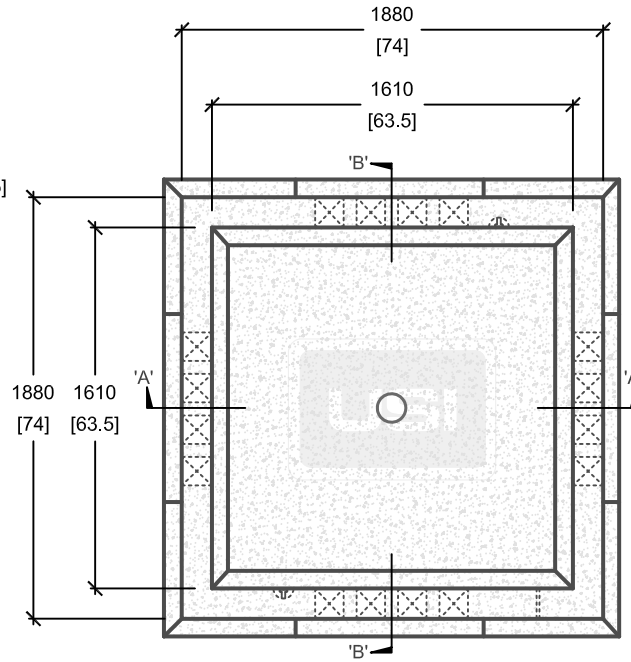


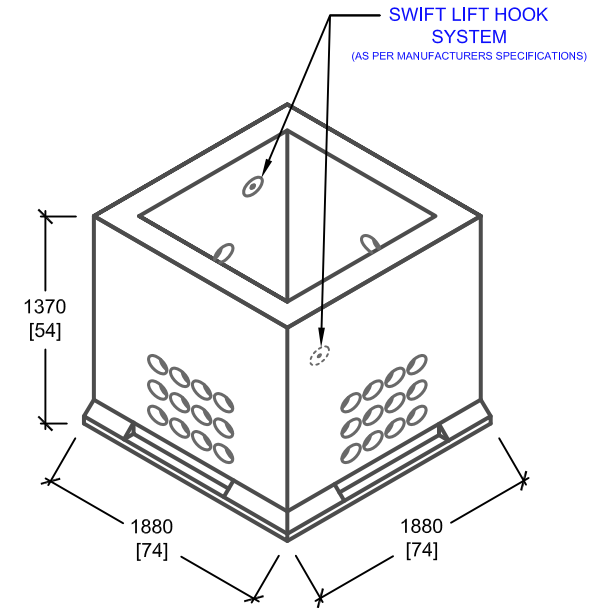
CROSS SECTION 'B'



CROSS SECTION 'A'



PLAN VIEW



ISOMETRIC VIEW

mm
[Inches]
ALL DIMENSIONS DEFAULT TO MILLIMETRES



UTILITY STRUCTURES INC.

61 BONGARD AVE | OTTAWA, ON | K2E 6V2
T: 613.225.6398 F: 613.225.1681 TF: 800.267.6466

www.utilitystructures.com

CONSTRUCTION DETAILS:

- DESIGNED TO CL-625-ONT TRUCK LIVE LOADING AS PER **CSA S6-06**
- USE WITH PAD E12

• **CSA 23.4**

- 35 MPa (5000psi) AT 28 DAYS
- STRIPPING STRENGTH: MIN. 20 MPa(2900psi)
- 5-8% AIR ENTRAINED
- EXPOSURE CLASS: C-1
- REINFORCING: STEEL TO CSA CAN A23.1

PRODUCT DETAILS:

E-10B BASE

- (4) 127mm[5"] POLYLOK PIPESEAL WINDOWS (12 POLYLOKS PER WINDOW)
- CLOSED BOTTOM MANHOLE BASE

CUSTOM OPTIONS AVAILABLE:

- CUSTOM WINDOWS, OPENINGS, CABLE RACKS & PULLING EYES

PRODUCT CODE:

E-10B

ELECTRICAL MANHOLE BASE

OUTSIDE DIMENSIONS:

1.37m(H) x 1880mm x 1880mm [O.D.]

TOTAL WEIGHT:

3,950 kg / 8,650 lbs

REVISION DATE:

JANUARY 24, 2018

REV. # 7