



SPORTSLIGHTING

C O N C R E T E P O L E S



UTILITY STRUCTURES INC.

SPORTSLIGHTING

PHYSICAL DETAILS

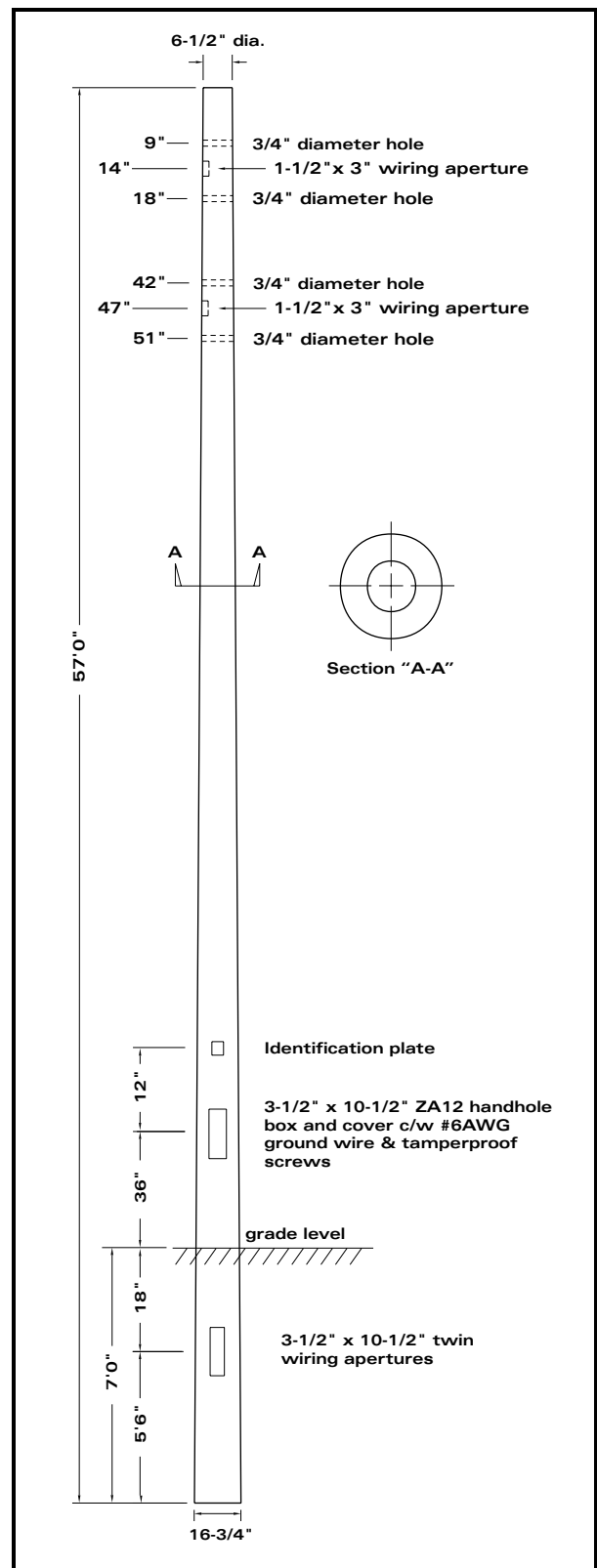
- Hampton series pole is a typical standard.
- Round symmetrical cross section.
- Standard taper of 15mm/metre (0.18"/foot).
- Standard mold finish, but etched decor finishes are available upon request.
- Available in heights from 10 feet to 85 feet overall.
- Will accept a variety of luminaire mounting styles and crossarm mounting configurations.

STANDARD FEATURES

- Pole adapts to fit most crossarms and accessories. Refer to our crossarms and accessories sections for typical details
- 3 1/2" x 10 1/2" standard handhole box is cast into pole at 36" above grade. Box and coverplate are both high density ZA12 Zinc Alloy material.
- Stainless steel coverplate screws with various drives in either Robertson #3, Allen key, or Tamperproof.
- Ground feature of either an external ground lug or an internal copper ground wire. Various sizes/gauges are available.
- Zinc inserts in 1/4", 3/8", 1/2", 5/8" or 3/4" are available.
- Above and below grade wiring apertures are available in a number or various sizes. 1 1/2" x 3" is typical for above grade, and 3 1/2" x 10 1/2" is typical for below grade.
- Through holes for arms, fixtures, and accessories are available in a variety of diameters. 1/2", 3/4" and 1" are typical.

INSTALLATION DETAILS

- Pole is generally direct buried in the ground, eliminating the need for the more costly base mounted design.
- A good rule of thumb for burial depth is 10% of pole length plus 2 feet.
- In most cases the native material can be used for backfill material. If the soil is poor or there are heavy loads on the poles, select backfill may be required. Refer to the technical data sheets.



61 BONGARD AVENUE, OTTAWA, ONTARIO CANADA K2E 6V2
 TEL: [613] 225-6398 • FAX: [613] 225-1681 • TOLL FREE: 1-800-267-6466
 www.utilitystructures.com

SPORTSLIGHTING POLES

CLASS OF POLE	MIN. ULT. TRANSVERSE LOAD (lb.)	POLE CATALOGUE NUMBER	OVERALL POLE LENGTH [ft.]	POLE HEIGHT ABOVE GRADE [ft.]	SUGGESTED BURIAL DEPTH [ft.]	POLE TIP DIA. [in.]	POLE BUTT DIA. [in.]	ULTIMATE GROUND LINE MOMENT [ft.lbs.]	Max EPA			NOMINAL POLE WEIGHT [lbs.]
									80 mph (sq.ft.)	90 mph (sq.ft.)	100 mph (sq.ft.)	
C	1200	HA-410-C-1-PG	41' 0"	35' 0"	6' 0"	6 1/2"	13 7/8"	39600	22	16	12	2750
	1200	HA-460-C-1-PG	46' 0"	40' 0"	6' 0"	6 1/2"	14 3/4"	45600	21	15	11	3350
	1200	HA-520-C-1-PG	52' 0"	45' 0"	7' 0"	6 1/2"	15 7/8"	51600	20	14	10	4150
D	1500	HA-410-D-1-PG	41' 0"	35' 0"	6' 0"	6 1/2"	13 7/8"	49500	29	22	16	2780
	1500	HA-460-D-1-PG	46' 0"	40' 0"	6' 0"	6 1/2"	14 3/4"	57000	28	21	15	3360
	1500	HA-520-D-1-PG	52' 0"	45' 0"	7' 0"	6 1/2"	15 7/8"	64500	27	19	14	4180
	1500	HA-570-D-1-PG	57' 0"	50' 0"	7' 0"	6 1/2"	16 3/4"	72000	22	15	10	4920
	1500	HA-630-D-1-PG	63' 0"	55' 0"	8' 0"	6 1/2"	17 13/16"	79500	20	14	9	5870
	1500	HA-680-D-1-PG	68' 0"	60' 0"	8' 0"	8"	20 1/4"	87000	19	13	8	6000
E	1900	HA-410-E-1-PG	41' 0"	35' 0"	6' 0"	6 1/2"	13 7/8"	62700	38	29	22	2790
	1900	HA-460-E-1-PG	46' 0"	40' 0"	6' 0"	6 1/2"	14 3/4"	72200	37	28	21	3370
	1900	HA-520-E-1-PG	52' 0"	45' 0"	7' 0"	6 1/2"	15 7/8"	81700	36	27	20	4190
	1900	HA-570-E-1-PG	57' 0"	50' 0"	7' 0"	6 1/2"	16 3/4"	91200	30	22	16	4930
	1900	HA-630-E-1-PG	63' 0"	55' 0"	8' 0"	8"	19 5/16"	100700	29	20	15	7140
	1900	HA-680-E-1-PG	68' 0"	60' 0"	8' 0"	8"	20 1/4"	110200	27	19	13	8020
F	2400	HA-410-F-1-PG	41' 0"	35' 0"	6' 0"	6 1/2"	13 7/8"	79200	50	38	30	3150
	2400	HA-460-F-1-PG	46' 0"	40' 0"	6' 0"	6 1/2"	14 3/4"	91200	49	37	29	3770
	2400	HA-520-F-1-PG	52' 0"	45' 0"	7' 0"	6 1/2"	15 7/8"	103200	48	36	28	4580
	2400	HA-570-F-1-PG	57' 0"	50' 0"	7' 0"	8"	18 1/4"	115200	40	30	22	6200
	2400	HA-630-F-1-PG	63' 0"	55' 0"	8' 0"	8"	19 5/16"	127200	39	29	21	7160
	2400	HA-680-F-1-PG	68' 0"	60' 0"	8' 0"	8"	20 1/4"	139200	38	27	20	8050
G	3000	HA-460-G-1-PG	46' 0"	40' 0"	6' 0"	8"	16 1/4"	114000	63	48	38	4500
	3000	HA-520-G-1-PG	52' 0"	45' 0"	7' 0"	8"	17 3/8"	129000	60	45	35	5420
	3000	HA-570-G-1-PG	57' 0"	50' 0"	7' 0"	8"	18 1/4"	144000	51	38	29	6220
	3000	HA-630-G-1-PG	63' 0"	55' 0"	8' 0"	8"	19 5/16"	159000	49	36	27	7240
	3000	HA-680-G-1-PG	68' 0"	60' 0"	8' 0"	8"	20 1/4"	174000	48	35	26	8120
	3000	HA-740-G-1-PG	74' 0"	65' 0"	9' 0"	8**	19 9/16"	189000	46	33	24	8600
	3000	HA-790-G-1-PG	79' 0"	70' 0"	9' 0"	8**	20 5/16"	204000	45	32	23	9700
H	3700	HA-520-H-1-PG	52' 0"	45' 0"	7' 0"	8"	17 3/8"	159100	76	58	45	5450
	3700	HA-570-H-1-PG	57' 0"	50' 0"	7' 0"	8"	18 1/4"	177600	65	49	38	6250
	3700	HA-630-H-1-PG	63' 0"	55' 0"	8' 0"	8"	19 5/16"	196100	64	48	36	7250
	3700	HA-680-H-1-PG	68' 0"	60' 0"	8' 0"	8"	20 1/4"	233100	62	46	35	8200
	3700	HA-740-H-1-PG	74' 0"	65' 0"	9' 0"	8**	19 9/16"	233100	61	45	33	9000
	3700	HA-790-H-1-PG	79' 0"	70' 0"	9' 0"	8**	20 5/16"	251600	59	43	32	10200
J	4500	HA-520-J-1-PG	52' 0"	45' 0"	7' 0"	8"	17 3/8"	193500	95	73	57	5500
	4500	HA-570-J-1-PG	57' 0"	50' 0"	7' 0"	8"	18 1/4"	216000	82	62	48	6300
	4500	HA-630-J-1-PG	63' 0"	55' 0"	8' 0"	8"	19 5/16"	238500	80	61	47	7300
	4500	HA-680-J-1-PG	68' 0"	60' 0"	8' 0"	8"	20 1/4"	261000	79	59	45	8250
	4500	HA-740-J-1-PG	74' 0"	65' 0"	9' 0"	8**	19 9/16"	283500	77	58	44	9400
	4500	HA-790-J-1-PG	79' 0"	70' 0"	9' 0"	8**	20 5/16"	306000	76	56	42	10700
K	5400	HA-680-K-1-PG	68' 0"	60' 0"	8' 0"	9 1/2"	21 3/4"	313200	96	73	56	9150
	5400	HA-740-K-1-PG	74' 0"	65' 0"	9' 0"	9 1/2**	21 1/16"	340200	94	71	54	10700

NOTES: This chart outlines typical heights and class of poles. Other sizes are available upon request. Ultimate ground line moment is calculated as follows: Height above grade minus 2 ft. times transverse bending strength. Pole tip diameters indicated with an asterisk (*) have a taper of 13mm/m. Standard taper on all other poles is 15mm/m.

SPORTSLIGHTING

ACCESSORIES CODES

HOW TO SPECIFY A SPORTS LIGHT POLE

Products such as crossarms, platforms, polesteps, and GFI receptacles are standard accessories available with our sportslighting poles. The poles can be manufactured to suit these products, or made to suit products supplied by others. To specify a pole with the accessories supplied by Utility Structures, include the "USI" code following the pole catalogue number. Then follow the "USI" code with the specific codes required for the accessories. Refer to the chart on accessories for the specific items you wish to include. If you want the pole to be designed for a particular accessories but do not want Utility Structures to supply, just leave out the "USI" code.

logue number. Then follow the "USI" code with the specific codes required for the accessories. Refer to the chart on accessories for the specific items you wish to include. If you want the pole to be designed for a particular accessories but do not want Utility Structures to supply, just leave out the "USI" code.

CODE DESCRIPTION OF OPTIONS

OPTIONS	CODE	DESCRIPTION OF OPTIONS
	R	GFI Receptacle
	PS	5/8" x 8" galvanized steel pole steps
	LP	Lighting Platform

CODE DESCRIPTION OF OPTIONS

OPTIONS	CODE	DESCRIPTION OF OPTIONS
	TC2	2 light 4" x 4" tubular crossarm
	TC3	3 light 4" x 4" tubular crossarm
	TC4	4 light 4" x 4" tubular crossarm
	TC5	5 light 4" x 4" tubular crossarm

CODE DESCRIPTION

SURFACE FINISHES	CODE	DESCRIPTION
	1	Mold finish
	3	Etched and acrylic applied
	4	Exposed aggregate

CODE DESCRIPTION OF OPTIONS

OPTIONS	CODE	DESCRIPTION OF OPTIONS
	AC2	2 light 4" structural angle crossarm
	AC3	3 light 4" structural angle crossarm
	AC4	4 light 4" structural angle crossarm
	AC5	5 light 4" structural angle crossarm

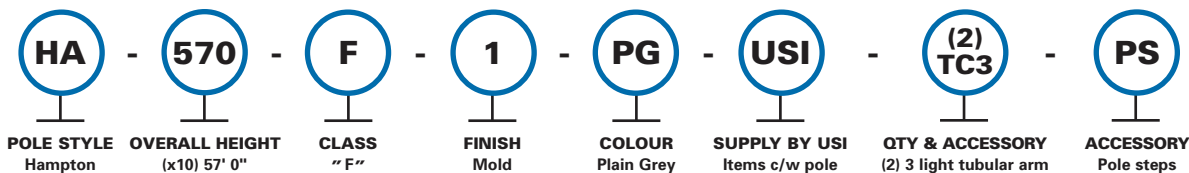
CODE DESCRIPTION OF COLOR

COLOR MATRIX	CODE	DESCRIPTION OF COLOR
	PG	Plain Grey
	ML	Midnight Lace
	BE	Black Eclipse
	SB	Seluki Bronze
	AJ	Aztec Jade
	OJ	Oriental Jade
	DS	Desert Sand

CODE DESCRIPTION OF OPTIONS

OPTIONS	CODE	DESCRIPTION OF OPTIONS
	BB2	2 light bullhorn bracket (straight)
	BB3	3 light bullhorn bracket (straight)
	BB3A	3 light bullhorn bracket (120 degree)
	BB4	4 light bullhorn bracket (straight)
	BB4A	4 light bullhorn bracket (90 degree)

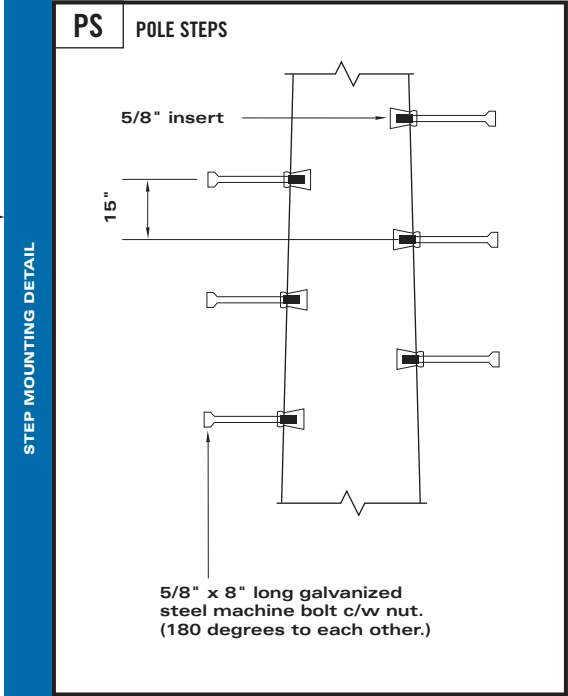
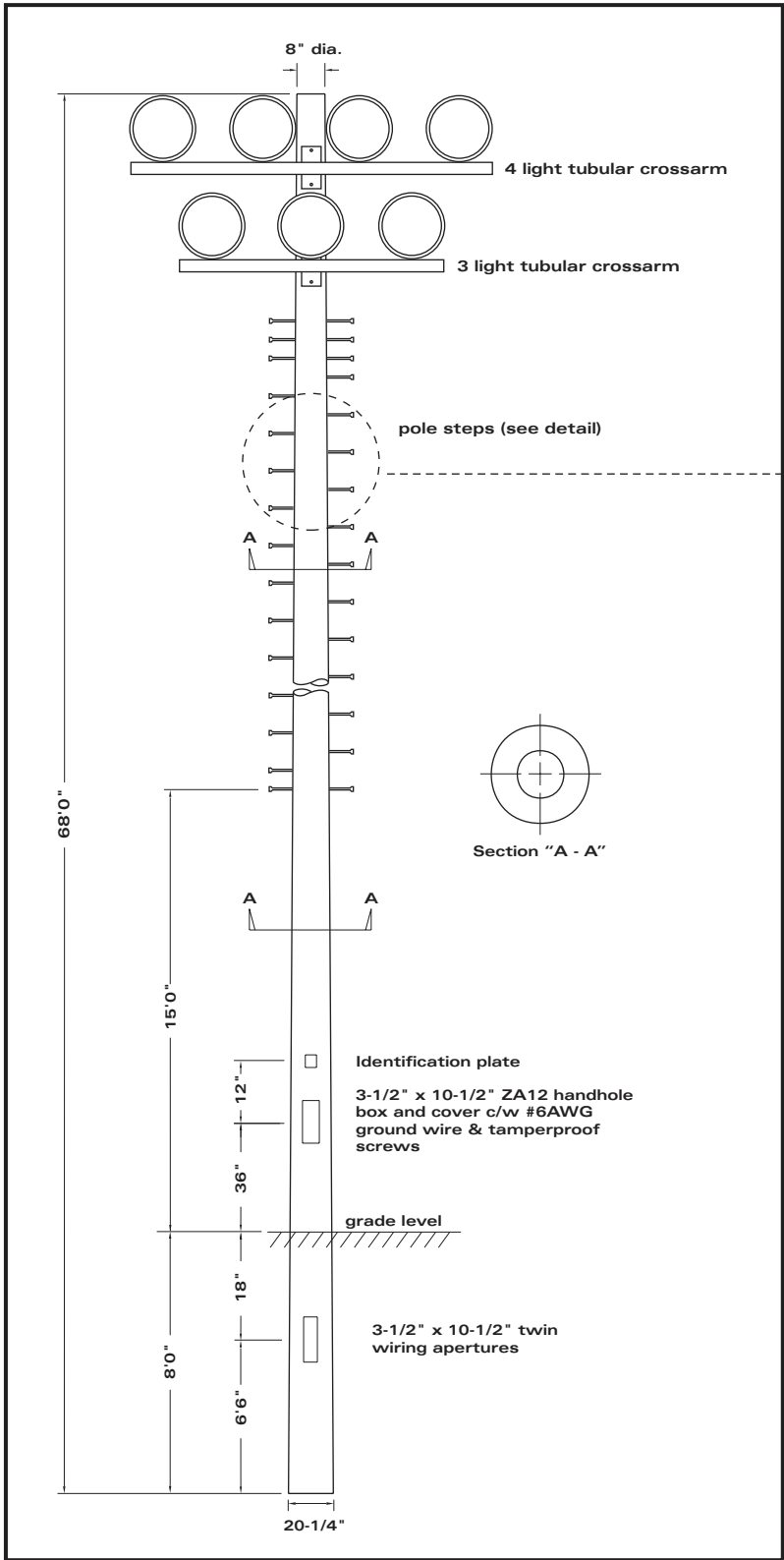
TYPICAL CATALOGUE NUMBER



61 BONGARD AVENUE, OTTAWA, ONTARIO CANADA K2E 6V2
 TEL: [613] 225-6398 • FAX: [613] 225-1681 • TOLL FREE: 1-800-267-6466
www.utilitystructures.com

TYPICAL POLE ACCESSORIES

68' 0" CLASS "H" POLE



	OVERALL POLE LENGTH	TOTAL NUMBER OF STEPS
LENGTH VS STEPS	41' 0"	16
	46' 0"	20
	52' 0"	24
	57' 0"	28
	63' 0"	32
	68' 0"	36
	74' 0"	40
	79' 0"	44

NOTES: This number of poles steps is approximate only, as the quantity will vary slightly depending on the configuration of the crossarm mount and burial depth of pole. This should be used as a guideline only.

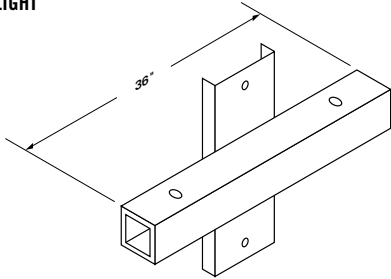
CATALOGUE NUMBER FOR POLE SHOWN

HA - **680** - **H** - **1** - **PG** - **USI** - **(1) TC4** - **(1) TC3** - **PS**
POLE STYLE Hampton **OVERALL HEIGHT** (x10) 68'0" **CLASS** "H" **FINISH** Mold **COLOUR** Plain Grey **SUPPLY BY USI** Items c/w pole **ACCESSORY** 4 light tubular arm **ACCESSORY** 3 light tubular arm **ACCESSORY** Pole steps

FLOODLIGHT CROSSARMS

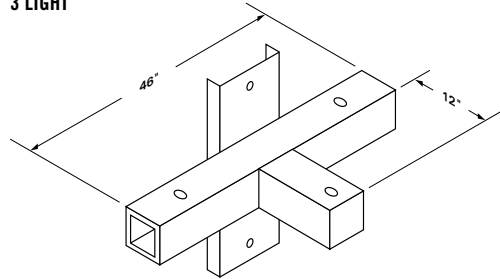
TUBULAR CROSSARMS – 4" x 4" x 1/4" GALVANIZED STEEL

TC2 2 LIGHT



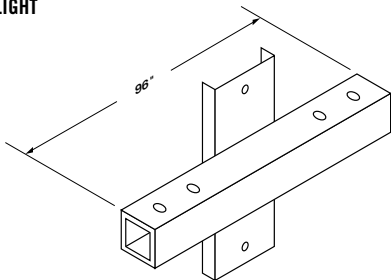
EPA: 1.0 ft² Wt: 50 lbs.

TC3 3 LIGHT



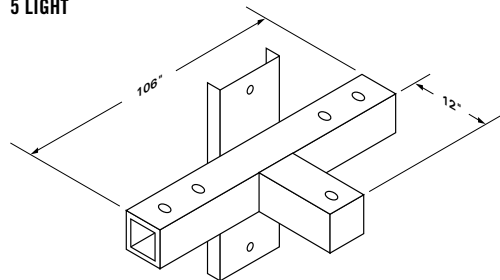
EPA: 1.3 ft² Wt: 70 lbs.

TC4 4 LIGHT



EPA: 2.7 ft² Wt: 110 lbs.

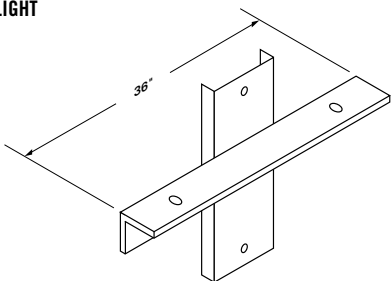
TC5 5 LIGHT



EPA: 3.0 ft² Wt: 130 lbs.

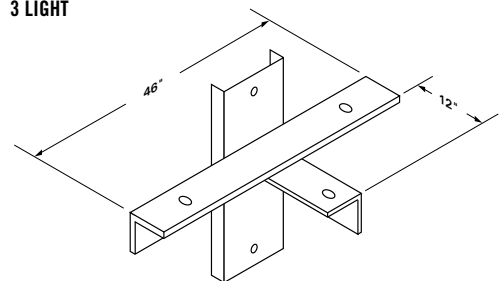
ANGLE IRON CROSSARMS – 4" x 4" x 1/4" GALVANIZED STEEL

AC2 2 LIGHT



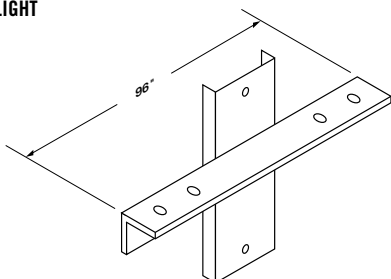
EPA: 1.0 ft² Wt: 30 lbs.

AC3 3 LIGHT



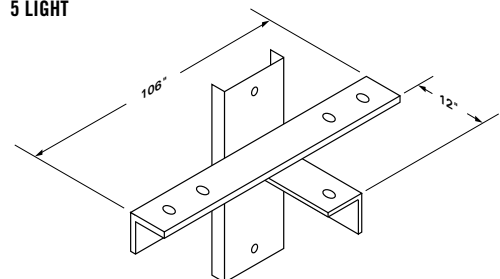
EPA: 1.3 ft² Wt: 40 lbs.

AC4 4 LIGHT



EPA: 2.7 ft² Wt: 65 lbs.

AC5 5 LIGHT



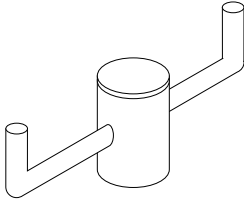
EPA: 3.0 ft² Wt: 75 lbs.

NOTE: All crossarms will be custom drilled to suit flood mount requirement.

BRACKETS & PLATFORMS

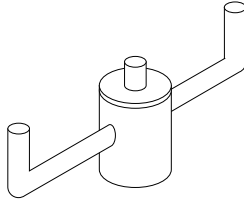
BULLHORN BRACKETS – 2 3/8" x 3" O.D. GALVANIZED STEEL

BB2 2 LIGHT



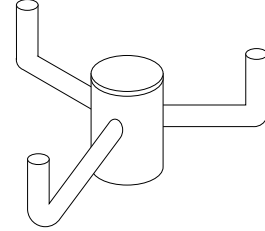
EPA: 1.0 ft² Wt: 22 lbs.

BB3 3 LIGHT



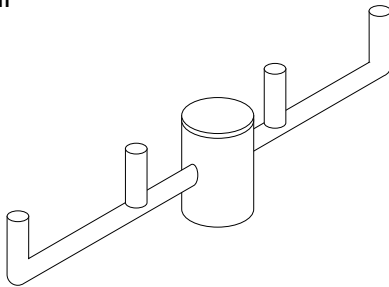
EPA: 1.2 ft² Wt: 35 lbs.

BB3A 3 LIGHT @ 120°



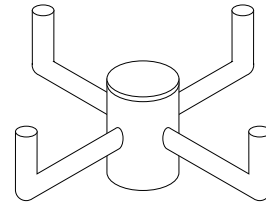
EPA: 1.8 ft² Wt: 40 lbs.

BB4 4 LIGHT



EPA: 1.6 ft² Wt: 47 lbs.

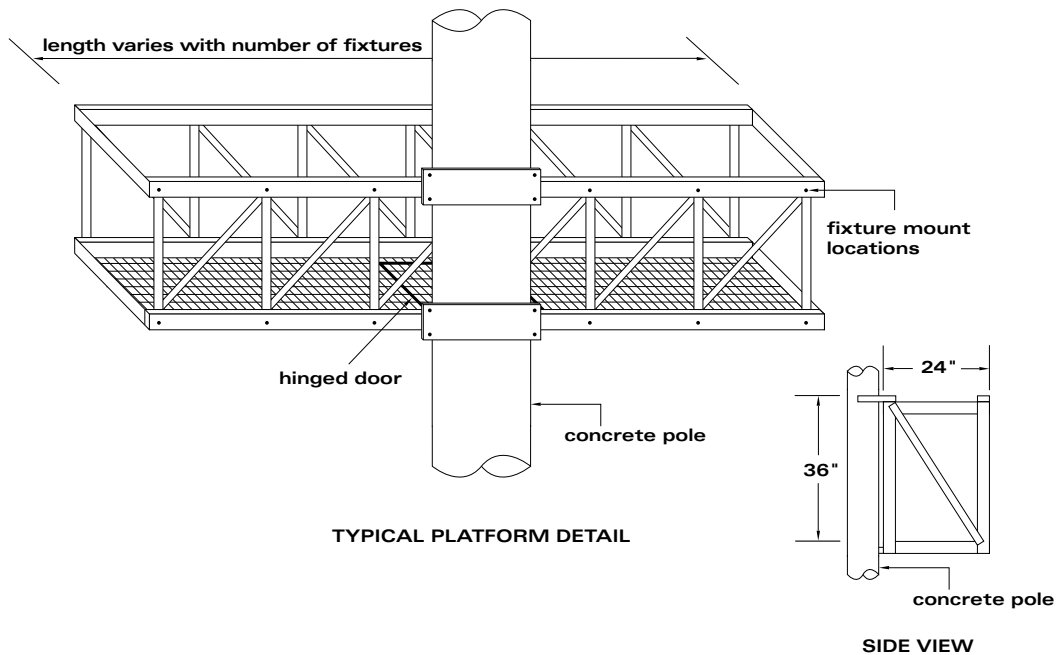
BB4A 4 LIGHT @ 90°




EPA: 2.5 ft² Wt: 50 lbs.

PLATFORMS – GALVANIZED STEEL

LP LIGHTING PLATFORM





SPORTSLIGHTING

CONCRETE POLES



UTILITY STRUCTURES INC.

61 BONGARD AVENUE, OTTAWA, ONTARIO CANADA K2E 6V2
TEL: [613] 225-6398 • FAX: [613] 225-1681 • TOLL FREE: 1-800-267-6466
www.utilitystructures.com