

NE



THE NEWPORT SERIES

OF CONCRETE POLES



UTILITY STRUCTURES INC.

THE NEWPORT SERIES

PHYSICAL DETAILS

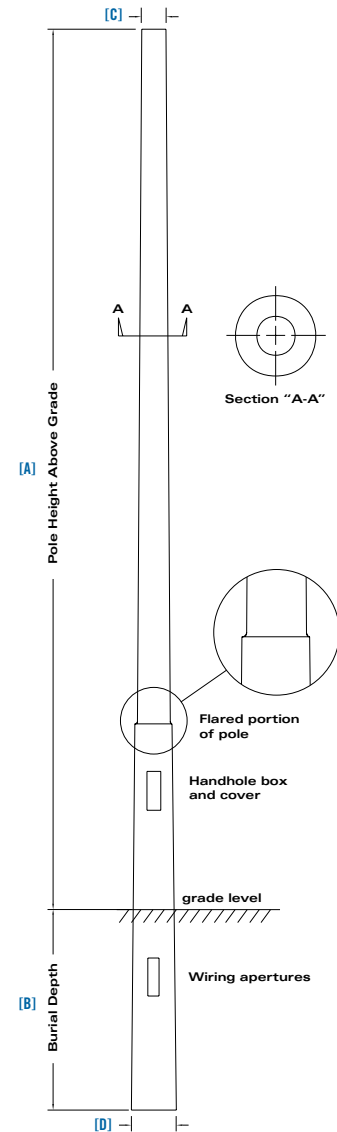
- Round tapered symmetrical cross section.
- Flared lower portion 2" larger in diameter (than upper section), for additional concrete cover of reinforcing steel.
- Standard taper of 15mm/metre (0.18"/foot).
- Standard mold, etched, exposed finishes are available in a variety of colours.
- Available in heights from 15 feet to 43 feet above grade.
- Will accept a variety of luminaire mounting styles.

NEWPORT SPECIFYING CHART

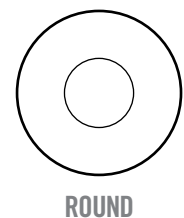
CLASS OF POLE	SPECIFYING POLE CODE (Style-Height-Class)	[A] POLE HEIGHT ABOVE GRADE (ft.)	[B] DIRECT BURIAL LENGTH (ft.)	[C] POLE TIP DIMENSION (in.)	[D] POLE BUTT DIAMETER (in.)	ULTIMATE GROUND LINE MOMENT (ft.lbs.)	NOMINAL POLE WEIGHT (lbs.)
A	NE-200-A	15	5	6 1/2	12	4800	1100
	NE-225-A	17 1/2	5	6	12	6300	1160
	NE-250-A	20	5	5 1/2	12	7800	1260
	NE-275-A	22 1/2	5	5	12	9300	1300
	NE-300-A	25	5	6 1/2	13 1/2	10800	1840
	NE-325-A	27 1/2	5	6	13 1/2	12300	2000
	NE-350-A	30	5	5 1/2	13 1/2	13800	2060
B	NE-250-B	20	5	5 1/2	12	16200	1260
	NE-275-B	22 1/2	5	5	12	18450	1300
	NE-300-B	25	5	6 1/2	13 1/2	20700	1840
	NE-325-B	27 1/2	5	6	13 1/2	22950	2000
	NE-350-B	30	5	5 1/2	13 1/2	25200	2060
	NE-375-B	32 1/2	5	5	13 1/2	27450	2300
	NE-400-B	34	6	6 1/4	15 1/2	28800	2690
	NE-425-B	36 1/2	6	5 3/4	15 1/2	31050	2760
NE-450-B	39	6	5 1/4	15 1/2	33300	2840	
C	NE-300-C	25	5	6 1/2	13 1/2	27600	1840
	NE-325-C	27 1/2	5	6	13 1/2	30600	2000
	NE-350-C	30	5	7 1/4	15 1/2	33600	2540
	NE-375-C	32 1/2	5	6 3/4	15 1/2	36600	2620
	NE-400-C	34	6	6 1/4	15 1/2	38400	2690
	NE-425-C	36 1/2	6	5 3/4	15 1/2	41400	2760
	NE-450-C	39	6	7 1/2	17 1/4	44400	3800
	NE-475-C	41 1/2	6	7	17 1/4	46800	3950
NE-500-C	43	7	6 1/2	17 1/4	49200	4100	
D	NE-400-D	34	6	6 1/4	15 1/2	48000	2690
	NE-425-D	36 1/2	6	8	17 1/4	51750	3760
	NE-450-D	39	6	7 1/2	17 1/4	55500	3800
	NE-475-D	41 1/2	6	7	17 1/4	58500	3900
	NE-500-D	43	7	8 1/4	19 1/16	61500	4600

NOTES: This chart outlines typical heights and class of poles for this style. Other sizes are available upon request. Pole height above grade based on recommended burial depth for normal soils. Ultimate ground line moment is calculated as follows: Height above grade minus 2 ft. times transverse bending strength.

TYPICAL POLE DETAIL



CROSS SECTION



61 BONGARD AVENUE, OTTAWA, ONTARIO CANADA K2E 6V2
 TEL: [613] 225-6398 • FAX: [613] 225-1681 • TOLL FREE: 1-800-267-6466
 www.utilitystructures.com

THE NEWPORT SERIES

Select SURFACE FINISH

The Newport Series is available with 3 types of surface finishes.

CODE	DESCRIPTION
1	Mold finish (standard)
N/A	Polished finish
3	Etched finish
4	Exposed finish

Select COLOUR

The Newport Series is available in all 12 colours. Please visit our Colours & Finishes section for complete information. Custom colours are available upon request.

CODE	DESCRIPTION	CODE	DESCRIPTION	CODE	DESCRIPTION
AR	Autumn Red	DR	Desert Rose	OJ	Oriental Jade
AJ	Aztec Jade	DS	Desert Sand	SP	Salt & Pepper
BE	Black Eclipse	ML	Midnight Lace	SB	Seluki Bronze
DB	Dark Bronze	NG	Natural Grey	VW	Venetian White



Plain Grey (PG) mold finish (1) is standard for all our poles.

CODE	DESCRIPTION
PG	Plain Grey (Standard)

EXAMPLE OF TYPICAL CATALOG NUMBER



Select FIXTURE MOUNT

The Newport Series is available with 9 fixture mount options.

CODE	DESCRIPTION
10	Side Mounted/Through Bolts
20	Side Mounted/Inserts
30	Steel Tenon/Post Top
40	Concrete Tenon/Post Top
50	Top Mount Round
60	Scroll Arm
70	Clamp On
80	Camera Mount
90	Custom Mount

Select OPTIONS & ACCESSORIES

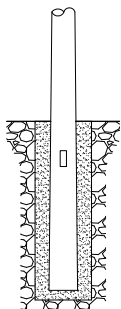
The Newport Series has 18 standard options and accessories to choose from. Please visit our Options & Accessories section for complete information. Custom accessories are available upon request.

CODE	DESCRIPTION	CODE	DESCRIPTION
A	Aluminum Banner Arm	H	Flag Holder
A1	Aluminum Banner Arm with Scroll	L	Ladder Rest
A2	Aluminum Banner Arm with Flower Pot Holder	L1	Ladder Rest with Scroll
A3	Aluminum Banner Arm with Scroll and Flower Pot Holder	P	Interior Corrosion Protection
A4	Aluminum Breakaway Banner Arm	R	GFI Receptacle
B	Base Plate - Flush with Bolts Exposed	S	Base Shroud - Square
C	Custom Accessory	S1	Base Shroud - Round
D	Double Handhole Box	W	Wire Entry
D2	Double Handhole Box with Inline Breaker	X	Exterior Silane Sealer

FOOTING DETAILS

DIRECT BURIAL

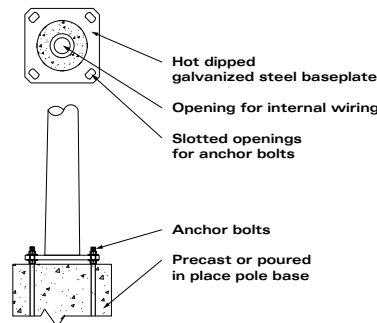
Standard and Cost Effective



1. Auger the appropriate size hole.
2. Set pole in hole and plumb straight.
3. Backfill with specified material, tamping every 6".

Note: Generally the native material can be used for backfill. Depending on site conditions, alternative materials may be required.

OPTION B Base Plate - Flush with Bolts Exposed



61 BONGARD AVENUE, OTTAWA, ONTARIO CANADA K2E 6V2
 TEL: [613] 225-6398 • FAX: [613] 225-1681 • TOLL FREE: 1-800-267-6466
www.utilitystructures.com



THE NEWPORT SERIES

OF CONCRETE POLES



UTILITY STRUCTURES INC.

61 BONGARD AVENUE, OTTAWA, ONTARIO CANADA K2E 6V2
TEL: [613] 225-6398 • FAX: [613] 225-1681 • TOLL FREE: 1-800-267-6466
www.utilitystructures.com

Actual product may vary from colours shown in photos. All information accurate at time of printing. Utility Structures Inc. is the owner and/or authorized user of all trademarks and logos. E.&O.E. Subject to change without notice. Printed in Canada. ©2014.