


HA



THE HAMPTON SERIES

OF CONCRETE POLES



UTILITY STRUCTURES INC.

THE HAMPTON SERIES

PHYSICAL DETAILS

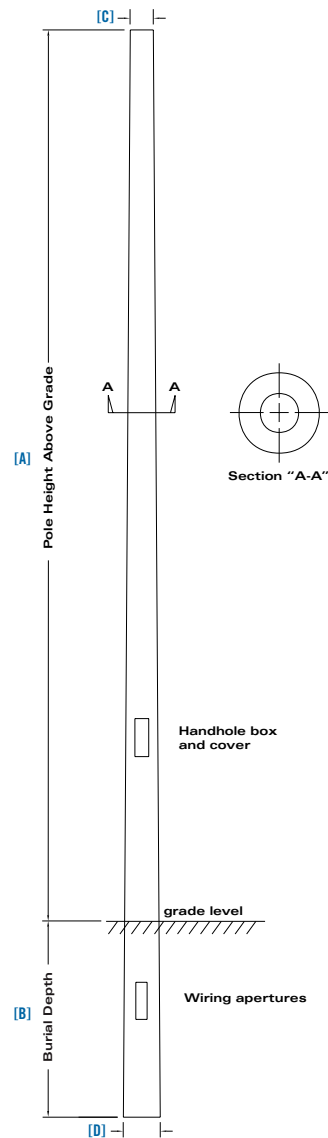
- Round tapered symmetrical cross section.
- Standard taper of 15mm/metre (0.18"/foot).
- Standard mold, etched, exposed finishes are available in a variety of colours.
- Available in heights from 10 feet to 70 feet above grade.
- Will accept a variety of luminaire mounting styles.

HAMPTON SPECIFYING CHART

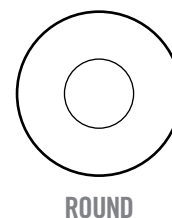
CLASS OF POLE	SPECIFYING POLE CODE [Style-Height-Class]	[A] POLE HEIGHT ABOVE GRADE [ft.]	[B] DIRECT BURIAL LENGTH [ft.]	[C] POLE TIP DIMENSION [in.]	[D] POLE BUTT DIAMETER [in.]	ULTIMATE GROUND LINE MOMENT [ft.lbs.]	NOMINAL POLE WEIGHT [lbs.]
AL	HA-150-AL	11	4	4 3/4	7 7/16	5400	450
	HA-175-AL	13 1/2	4	4 3/4	7 7/8	6900	575
	HA-200-AL	15	5	4 3/4	8 3/8	7800	700
	HA-225-AL	17 1/2	5	4 3/4	8 13/16	9300	820
	HA-250-AL	20	5	4 3/4	9 1/4	10800	940
A	HA-150-A	11	4	4 3/4	7 7/16	5400	450
	HA-175-A	13 1/2	4	4 3/4	7 7/8	6900	575
	HA-200-A	15	5	4 3/4	8 3/8	7800	700
	HA-225-A	17 1/2	5	4 3/4	8 13/16	9300	820
	HA-250-A	20	5	4 3/4	9 1/4	10800	940
	HA-275-A	22 1/2	5	4 3/4	9 11/16	12300	1095
	HA-300-A	25	5	4 3/4	10 1/8	13800	1250
	HA-325-A	27 1/2	5	4 3/4	10 5/8	15300	1410
B	HA-250-B	20	5	4 3/4	9 1/4	16200	940
	HA-275-B	22 1/2	5	4 3/4	9 11/16	18450	1095
	HA-300-B	25	5	4 3/4	10 1/8	20700	1250
	HA-325-B	27 1/2	5	4 3/4	10 5/8	22950	1410
	HA-350-B	30	5	4 3/4	11 1/16	25200	1575
	HA-375-B	32 1/2	5	4 3/4	11 1/2	27450	1770
	HA-400-B	34	6	4 3/4	11 15/16	28800	1965
	HA-425-B	36 1/2	6	4 3/4	12 3/8	31050	2130
C	HA-300-C	25	5	6	11 3/8	27600	1650
	HA-325-C	27 1/2	5	6	11 7/8	30600	1875
	HA-350-C	30	5	6	12 5/16	33600	2100
	HA-375-C	32 1/2	5	6	12 3/4	36600	2325
	HA-400-C	34	6	6	13 3/16	38400	2550
D	HA-400-D	34	6	6	13 3/16	48000	2550
	HA-425-D	36 1/2	6	6	13 5/8	51750	2775
	HA-450-D	39	6	6	14 1/8	55500	3000
	HA-475-D	41	6 1/2	6	14 9/16	58500	3225
	HA-500-D	43	7	6	15	61500	3450

NOTES: The above chart outlines standard typical heights and classes. Other sizes are available upon request. The Hampton series is available from 10 to 85 feet overall, in 6" increments. It's also available from class "AL" to class "O". Pole height above grade based on recommended burial depth for normal soils. Ultimate ground line moment is calculated as follows: Height above grade minus 2 ft. times transverse bending strength.

TYPICAL POLE DETAIL



CROSS SECTION



61 BONGARD AVENUE, OTTAWA, ONTARIO CANADA K2E 6V2
 TEL: [613] 225-6398 • FAX: [613] 225-1681 • TOLL FREE: 1-800-267-6466
 www.utilitystructures.com



THE HAMPTON SERIES

Select SURFACE FINISH

The Hampton Series is available with 3 types of surface finishes.

CODE	DESCRIPTION
1	Mold finish (standard)
N/A	Polished finish
3	Etched finish
4	Exposed finish

Select COLOUR

The Hampton Series is available in all 12 colours. Please visit our Colours & Finishes section for complete information. Custom colours are available upon request.

CODE	DESCRIPTION	CODE	DESCRIPTION	CODE	DESCRIPTION
AR	Autumn Red	DR	Desert Rose	OJ	Oriental Jade
AJ	Aztec Jade	DS	Desert Sand	SP	Salt & Pepper
BE	Black Eclipse	ML	Midnight Lace	SB	Seluki Bronze
DB	Dark Bronze	NG	Natural Grey	VW	Venetian White



Plain Grey (PG) mold finish (1) is standard for all our poles.

CODE	DESCRIPTION
PG	Plain Grey (Standard)

EXAMPLE OF TYPICAL CATALOG NUMBER



Select FIXTURE MOUNT

The Hampton Series is available with 9 fixture mount options.

CODE	DESCRIPTION
10	Side Mounted/Through Bolts
20	Side Mounted/Inserts
30	Steel Tenon/Post Top
40	Concrete Tenon/Post Top
50	Top Mount Round
60	Scroll Arm
70	Clamp On
80	Camera Mount
90	Custom Mount

Select OPTIONS & ACCESSORIES

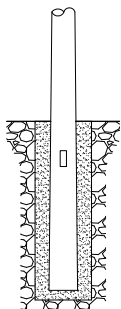
The Hampton Series has 18 standard options and accessories to choose from. Please visit our Options & Accessories section for complete information. Custom accessories are available upon request.

CODE	DESCRIPTION	CODE	DESCRIPTION
A	Aluminum Banner Arm	H	Flag Holder
A1	Aluminum Banner Arm with Scroll	L	Ladder Rest
A2	Aluminum Banner Arm with Flower Pot Holder	L1	Ladder Rest with Scroll
A3	Aluminum Banner Arm with Scroll and Flower Pot Holder	P	Interior Corrosion Protection
A4	Aluminum Breakaway Banner Arm	R	GFI Receptacle
B	Base Plate - Flush with Bolts Exposed	S	Base Shroud - Square
C	Custom Accessory	S1	Base Shroud - Round
D	Double Handhole Box	W	Wire Entry
D2	Double Handhole Box with Inline Breaker	X	Exterior Silane Sealer

FOOTING DETAILS

DIRECT BURIAL

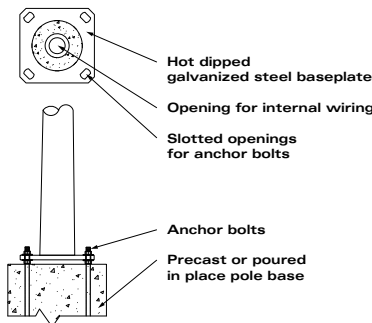
Standard and Cost Effective



1. Auger the appropriate size hole.
2. Set pole in hole and plumb straight.
3. Backfill with specified material, tamping every 6".

Note: Generally the native material can be used for backfill. Depending on site conditions, alternative materials may be required.

OPTION B Base Plate - Flush with Bolts Exposed



61 BONGARD AVENUE, OTTAWA, ONTARIO CANADA K2E 6V2
 TEL: [613] 225-6398 • FAX: [613] 225-1681 • TOLL FREE: 1-800-267-6466
www.utilitystructures.com



THE HAMPTON SERIES

OF CONCRETE POLES



UTILITY STRUCTURES INC.

61 BONGARD AVENUE, OTTAWA, ONTARIO CANADA K2E 6V2
TEL: [613] 225-6398 • FAX: [613] 225-1681 • TOLL FREE: 1-800-267-6466
www.utilitystructures.com

Actual product may vary from colours shown in photos. All information accurate at time of printing. Utility Structures Inc. is the owner and/or authorized user of all trademarks and logos. E.&O.E. Subject to change without notice. Printed in Canada. ©2014.