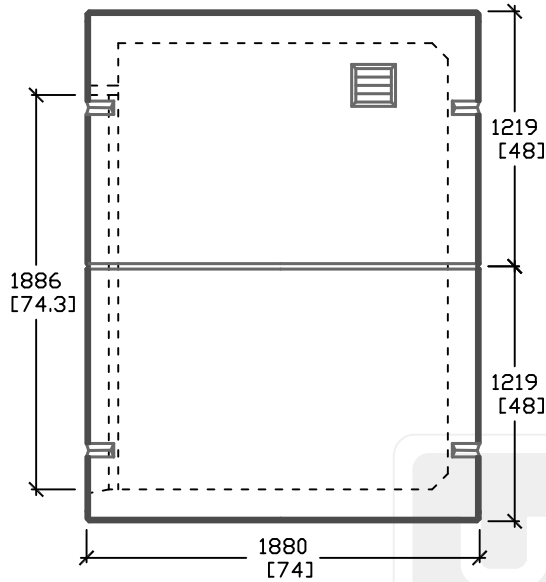
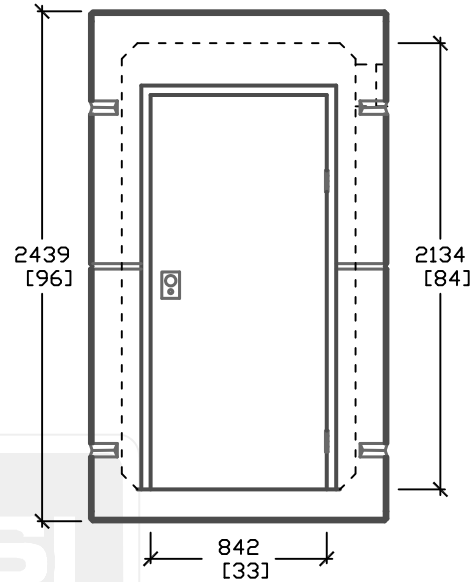


GENERAL NOTES

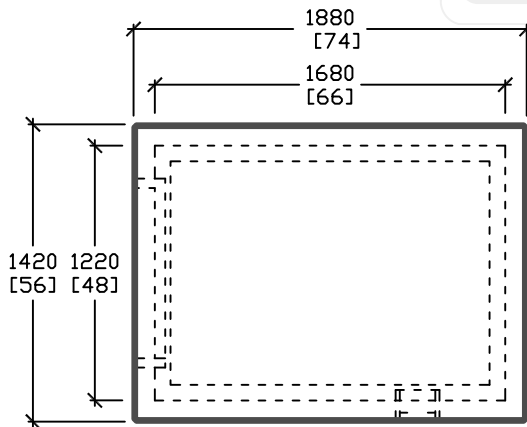
- AVAILABLE IN VARIOUS COLORS & FINISHES
- CAN BE PAINTED OR SEALED WITH ANTI-GRAFFITI
- ALL CORNERS CHAMFERED
- STEEL REINFORCED 102mm [4"] WALLS
- 2134mm [84"] OF HEADROOM
- ONE [8"x8"] ALUMINUM LOUVER VENT
- C/W NON REMOVABLE PIN (NRP) HINGES
- COMMERCIAL KEYED DEAD BOLT
- CORROSION-RESISTANT SINGLE DOOR
- DOOR OPENING SIZE = 33"(W) x 74"(H)



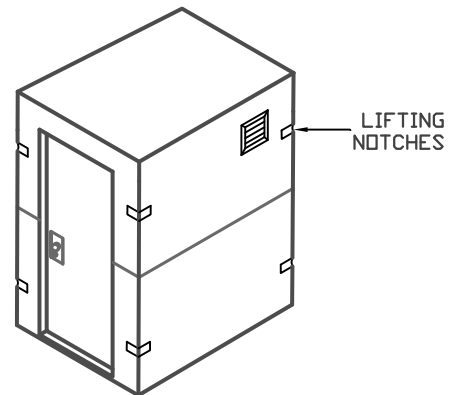
SIDE ELEVATION



FRONT VIEW



PLAN VIEW



ISOMETRIC VIEW

ALL DIMENSIONS DEFAULT TO MILLIMETERS

mm
[in.]



61 BONGARD AVE
OTTAWA, ON,
PH: 800.267.6466
FAX: 613.225.1681

www.utilitystructures.com

NOTES:

*SEE GENERAL NOTES

*CSA 23.4-05
35MPa (5000psi) AT 28 DAYS
6-8% AIR ENTRAINED

REV.#	MM/DD/YYYY	PREP.
2	NOV/05/2008	LRW
3	MAR/02/2009	LRW

E-72

4'x5' CONCRETE STORAGE SHED

WEIGHT = 4000kg/8820lbs

1220mm x 1680mm [I.D.]