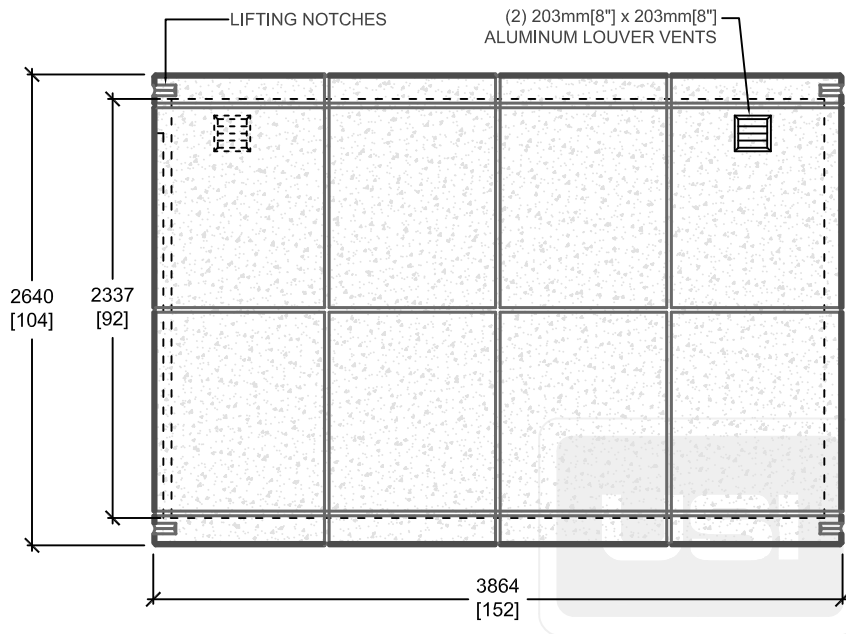


GENERAL NOTES

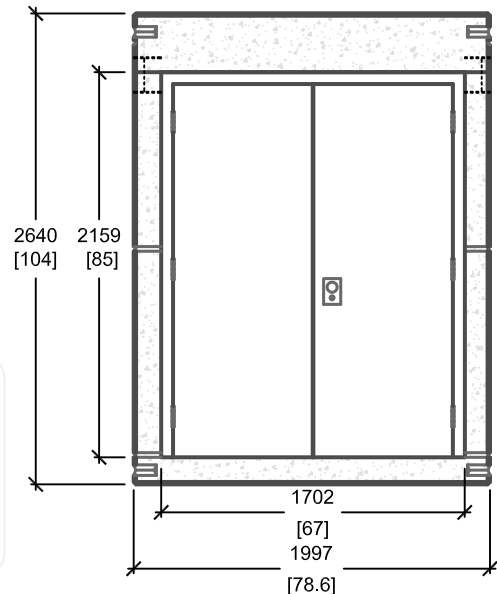
- TWO [8"x8"] ALUMINUM LOUVER VENTS
- NON REMOVABLE PIN (NRP) HINGES
- COMMERCIAL KEYED DEAD BOLT
- 18ga POWDER COATED STEEL DOUBLE DOOR INSTALLED
- DOOR OPENING SIZE = 61"(W) x 82"(H)

AVAILABLE OPTIONS

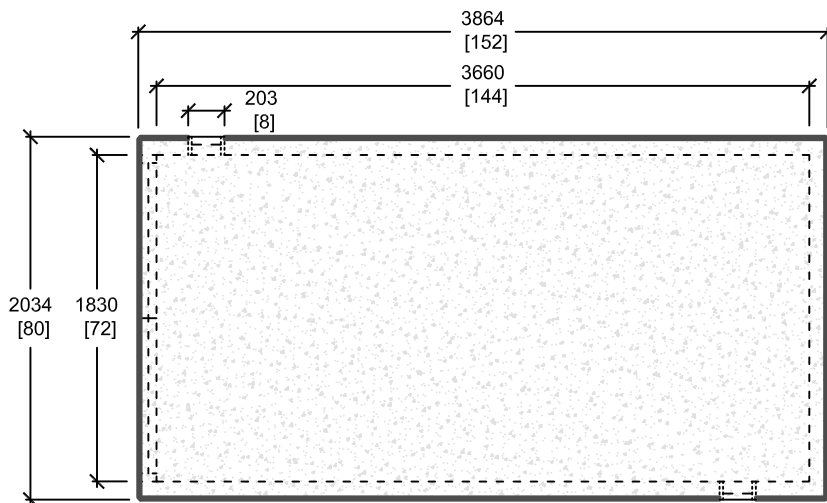
- 16ga POWDER COATED STEEL DOUBLE DOOR AVAILABLE
- 18ga OR 16ga POWDER COATED SINGLE DOOR AVAILABLE
- CUSTOM COLOURS OR FINISHES
- CUSTOM HARDWARE AVAILABLE UPON REQUEST



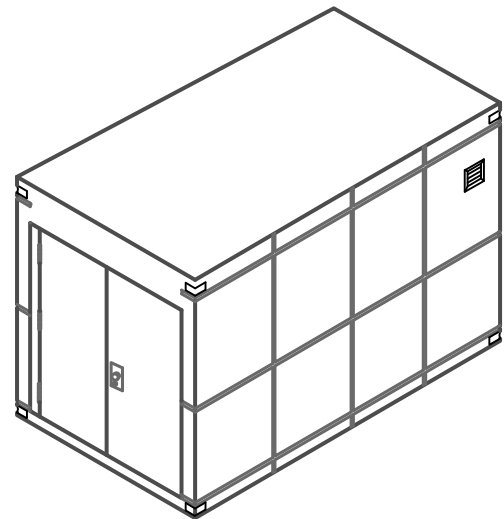
SIDE ELEVATION



FRONT VIEW



PLAN VIEW



ISOMETRIC VIEW

mm
[Inches]
ALL DIMENSIONS DEFAULT TO MILLIMETRES



UTILITY STRUCTURES INC.

61 BONGARD AVE | OTTAWA, ON | K2E 6V2
T: 613.225.6398 F: 613.225.1681 TF: 800.267.6466

www.utilitystructures.com

CONSTRUCTION DETAILS:

- AVAILABLE IN VARIOUS COLOURS & FINISHES
- ALL CORNERS CHAMFERED
- 2337mm[92"] INSIDE HEADROOM
- STEEL REINFORCED 102mm[4"] WALLS
- MAINTENANCE FREE, VANDAL RESISTANT & FIREPROOF
- SEE GENERAL NOTES FOR HARDWARE

- CSA 23.4-05
- 35 MPa (5000psi) AT 28 DAYS
- STRIPPING STRENGTH: MIN. 20 MPa(2900psi)
- 5-8% AIR ENTRAINED
- EXPOSURE CLASS: C-1
- REINFORCING: STEEL TO CSA CAN A23.1

PRODUCT CODE:

E-70

6' x 12' CONCRETE STORAGE SHED

DIMENSIONS:

2.64m(H) x 1830mm x 3660mm

TOTAL WEIGHT:

10,550 kg / 23,210 lbs

REVISION DATE:

JUNE 15, 2016

REV. # 6