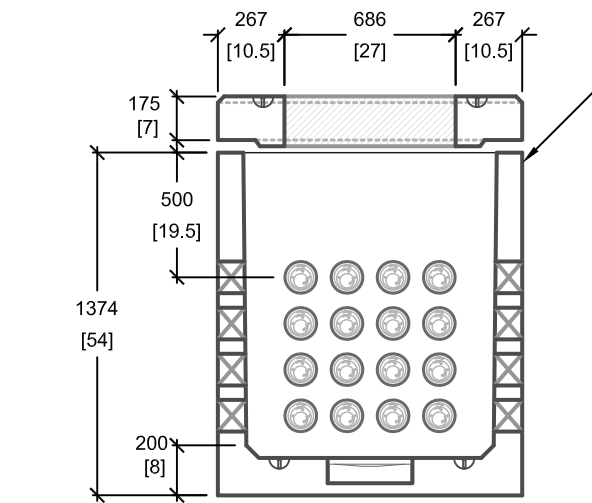
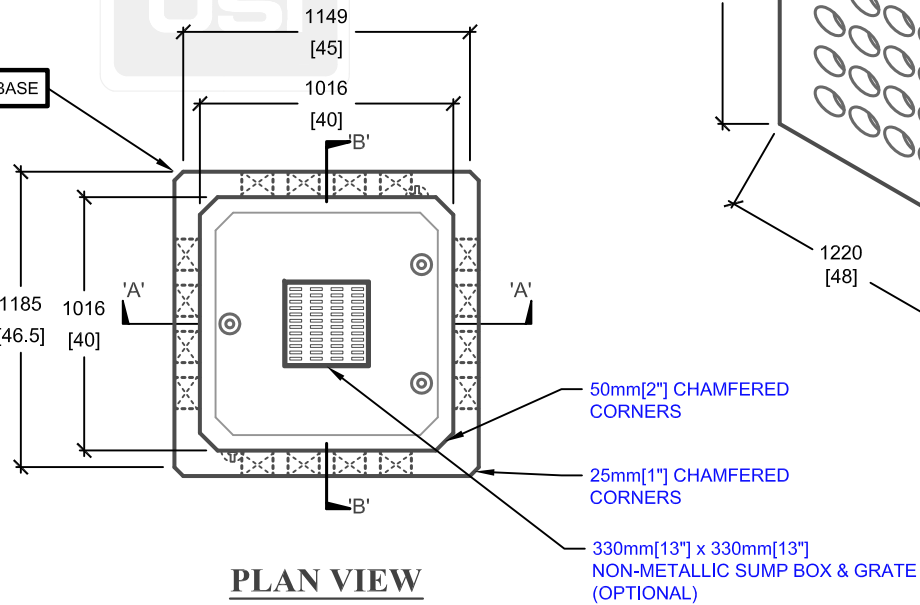


**PLAN VIEW**

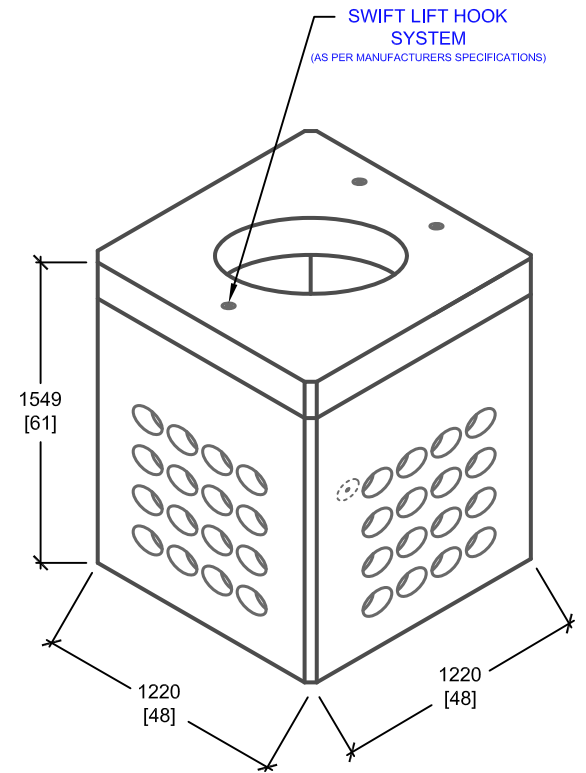
**CROSS SECTION 'B'**



**CROSS SECTION 'A'**



**PLAN VIEW**



mm  
[Inches]  
ALL DIMENSIONS DEFAULT TO MILLIMETRES



**UTILITY STRUCTURES INC.**

61 BONGARD AVE | OTTAWA, ON | K2E 6V2  
T: 613.225.6398 F: 613.225.1681 TF: 800.267.6466

[www.utilitystructures.com](http://www.utilitystructures.com)

**CONSTRUCTION DETAILS:**

- DESIGNED TO CL-625-ONT TRUCK LIVE LOADING AS PER CSA S6-06
- E-644B & E-644T ASSEMBLED

• **CSA 23.4**

- 35 MPa (5000psi) AT 28 DAYS
- STRIPPING STRENGTH: MIN. 20 MPa(2900psi)
- 5-8% AIR ENTRAINED
- EXPOSURE CLASS: C-1
- REINFORCING: STEEL TO CSA CAN A23.1

**PRODUCT DETAILS:**

- (4) 127mm[5"] POLYLOK PIPESEAL WINDOWS (16 POLYLOKS PER WINDOW)
- CLOSED BOTTOM MANHOLE
- PAD OPENING: 686mm[27"] DIAMETER
- 330mm[13"] x 330mm[13"] OPTIONAL NON-METALLIC SUMP BOX & GRATE
- **WEIGHT:**  
E-644B BASE: 1,720kg / 3,785 lbs  
E-644T PAD: 480kg / 1,055 lbs
- **CUSTOM OPTIONS AVAILABLE:**  
- CUSTOM WINDOWS, OPENINGS, CABLE RACKS, PULLING EYES & MANHOLE HEIGHT

**PRODUCT CODE:**

**E-644MH**

4' x 4' ELECTRICAL MANHOLE

**OUTSIDE DIMENSIONS:**

**1.55m(H) X 1220mm x 1220mm**

**TOTAL WEIGHT:**

**2,200 kg / 4,840 lbs**

**REVISION DATE:**

**FEBRUARY 15, 2017**

REV. # 1