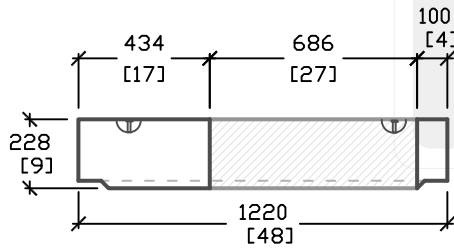
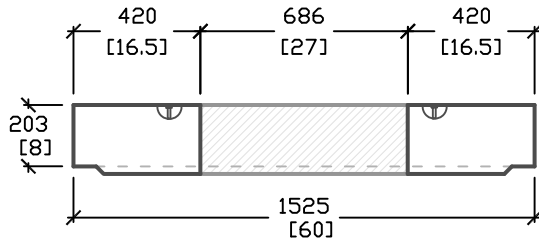


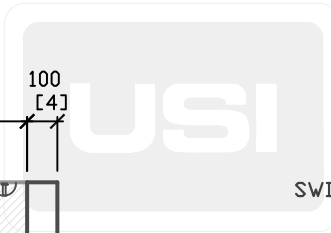
PLAN VIEW



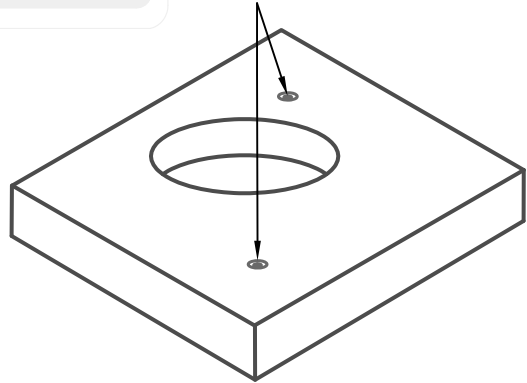
CROSS SECTION 'A'



CROSS SECTION 'B'



SWIFT LIFT HOOK SYSTEM



ISOMETRIC VIEW

ALL DIMENSIONS DEFAULT TO MILLIMETERS

mm
[in.]



61 BONGARD AVE
OTTAWA, ON,
PH: 800.267.6466
FAX: 613.225.1681

NOTES:
DESIGNED TO CL-625-ONT TRUCK
LIVE LOADING AS PER CSA S6-06
USE WITH BASE E-62

*CSA 23.4-05
35MPa (5000psi) AT 28 DAYS
6-8% AIR ENTRAINED

E-63

ELECTRICAL MANHOLE PAD

WEIGHT = 900kg/1980lbs

www.utilitystructures.com

REV.#	MM/DD/YYYY	PREP.
2	FEB/27/2009	LRW
3	NOV/07/2013	LRW

1220mm x 1525mm [O.D.]