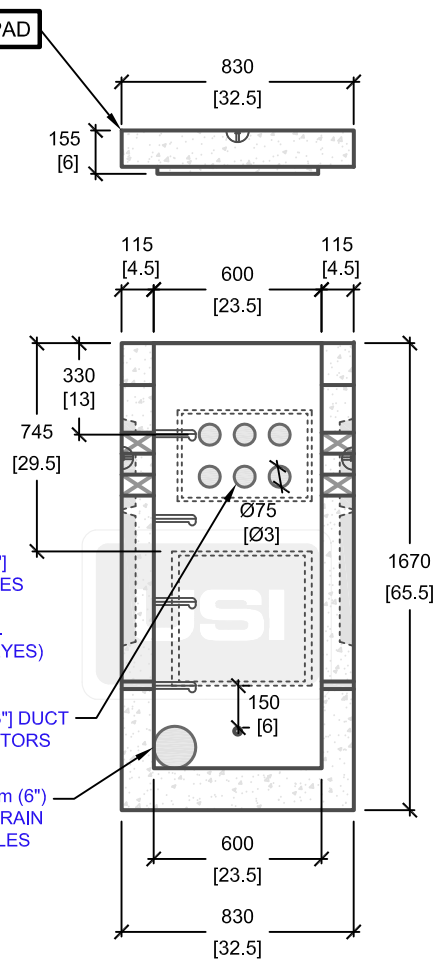
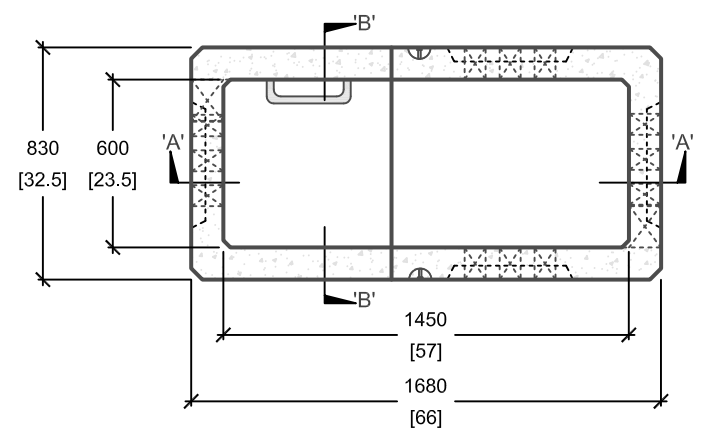


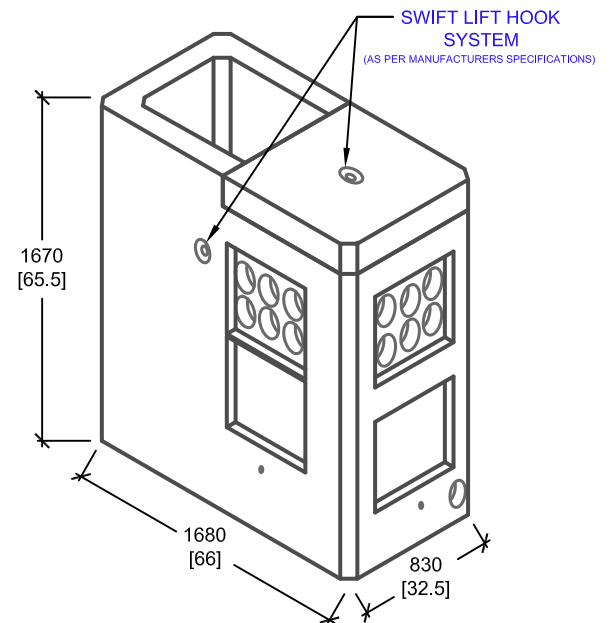
CROSS SECTION 'A'



CROSS SECTION 'B'



PLAN VIEW



ISOMETRIC VIEW

mm
[Inches]
ALL DIMENSIONS DEFAULT TO MILLIMETRES



UTILITY STRUCTURES INC.

61 BONGARD AVE | OTTAWA, ON | K2E 6V2
T: 613.225.6398 F: 613.225.1681 TF: 800.267.6466

www.utilitystructures.com

CONSTRUCTION DETAILS:

- AS PER **OPSD 2111.02**
- DESIGNED TO CL-625-ONT TRUCK LIVE LOADING AS PER CSA S6-06

• **CSA 23.4-05**

- 35 MPa (5000psi) AT 28 DAYS
- STRIPPING STRENGTH: MIN. 20 MPa(2900psi)
- 5-8% AIR ENTRAINED
- EXPOSURE CLASS: C-1
- REINFORCING: STEEL TO CSA CAN A23.1

PRODUCT DETAILS:

- (4) 450mm[18"]x450mm[18"] KNOCKOUT WINDOWS
- (4) WINDOWS WITH (6) 75mm[3"] DUCT TERMINATORS PER WINDOW
- (1) **E-23P** 830mm[32.5"] x 965mm[38"] CONCRETE TOP PAD
- (2) 50mm[2"] DRAIN HOLES
- (4) 25mm[1"] GROUND HOLES (FOR PULLING EYES)

OPTIONS AVAILABLE:

- PULLING EYES
- CUSTOM OPENINGS

PRODUCT CODE:

E-23

OPSD MANHOLE

INSIDE DIMENSIONS:

1.67m(H) X 610mm x 1450mm

TOTAL WEIGHT:

2,200 kg / 4,800 lbs

REVISION DATE:

SEPTEMBER 19, 2017

REV. # 7