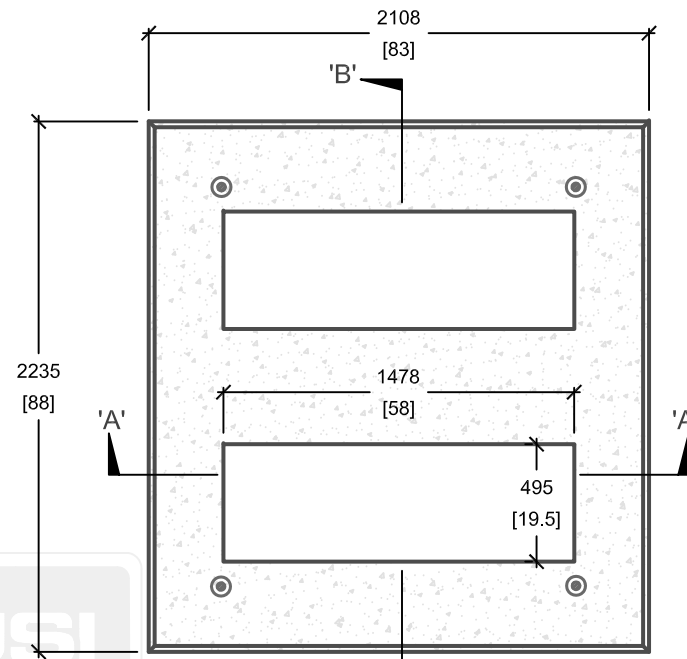
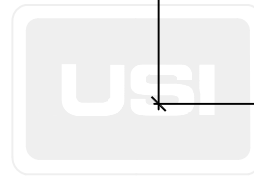


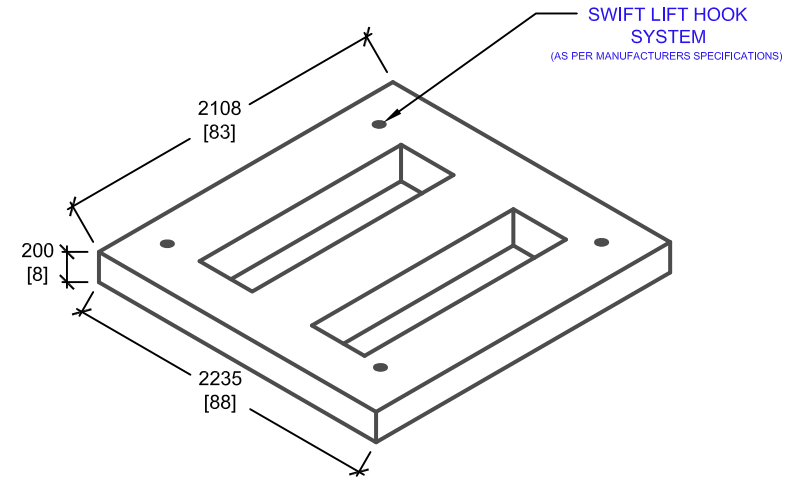
CROSS SECTION 'B'



CROSS SECTION 'A'



PLAN VIEW



ISOMETRIC VIEW

LOAD REQUIREMENTS	
DISTRIBUTED LATERAL LOAD	25 kN/m ²
TOP SLAB DISTRIBUTED LOAD	60 kN/m ²
TOP SLAB POINT LOAD	70 kN

* DISTRIBUTED AND POINT LOADS ON TOP SLAB SHALL NOT BE APPLIED SIMULTANEOUSLY.

mm
[Inches]
ALL DIMENSIONS DEFAULT TO MILLIMETRES



UTILITY STRUCTURES INC.

61 BONGARD AVE | OTTAWA, ON | K2E 6V2
T: 613.225.6398 F: 613.225.1681 TF: 800.267.6466

www.utilitystructures.com

CONSTRUCTION DETAILS:

- AS PER **HYDRO OTTAWA UCS0027**
- TO BE USED WITH BASE DWG# **E-13 & E-37 SWITCHGEAR MANHOLE**

• **CSA 23.4-05**

- 35 MPa (5000psi) AT 28 DAYS
- **STRIPPING STRENGTH: MIN. 20 MPa(2900psi)**
- 5-8% AIR ENTRAINED
- EXPOSURE CLASS:C-1
- **REINFORCING: STEEL TO CSA CAN A23.1**

PRODUCT DETAILS:

- (2) 495mm[19.5"]x1478mm[58"] CABLE OPENINGS
- **CUSTOM OPTIONS AVAILABLE:**
- CUSTOM OPENINGS

PRODUCT CODE:

E-13PMH

SWITCHGEAR TRANSFORMER PAD

OUTSIDE DIMENSIONS:

0.200m(H) x 2108mm x 2235mm

TOTAL WEIGHT:

1,800 kg / 3,968 lbs

REVISION DATE:

NOVEMBER 1, 2017

REV. # 7